



platform media index

IBC Show 2018

1



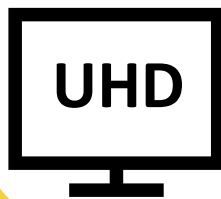
20.7% **ONLINE VIDEO**

2



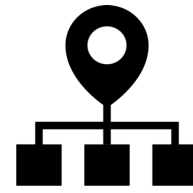
14.4% **MEDIA CONVERGENCE**

3



12.3% **HIGH RESOLUTION VIDEO**

4



11.1% **IP**

5




10.9% **CLOUD / VIRTUALIZATION**

6




7.3% **CONTENT SECURITY**

7



6.7% **WORKFLOW & MEDIA ASSET MANAGEMENT**

8



6.0% **ARTIFICIAL INTELLIGENCE**

9



5.3% **USER EXPERIENCE**

10



5.2% **NEXT GENERATION CODECS**

Platform Communications analyzed and scored articles in key media titles, ranking the top issues covered according to share of voice

© 2018 Platform Communications

Selected images created by art shop, Mourah Mokrane, Creative Stall, Pablo Rozenberg, Gan Khoon Lay, Dinosoft Labs, and AlfredoCreates.com/icons & Flaticondesign.com from Noun Project

Listed share of voice percentages have been rounded to the nearest tenth decimal

www.platformcomms.com